

Decorative Eaves Mouldings



Convex Dentil



False Rafter Foot



Eaves Dentil

Decorative Eaves Mouldings

Technical Information

Product:

A range of 3 decorative mouldings to tradition imperial dimensions.

Recommended Installation:

New - self tapping 25mm screws - to be fixed through the soffit into locating holes in the mouldings.

Refurbishment - Cut timber or PVC board to the size of opening in moulding and fix to the soffit board with self tapping 25mm screws into locating holes. Glue the moulding onto the previously adhered timber/PVC board using a solvent contact adhesive. Ensure that the area to be glued onto is smooth and free from dust, flaking paint, damage or rot and mould growth.

Composition:

White injection moulded PVC incorporating fixing holes for secret fix. Colour matched to FloPlast PVCue Fascias, Bargeboards and soffits.

Use:

Maintenance free features which add character to new build or refurbished rooflines.

Storage:

Can be stored outside.
Do not lay other items on top of the mouldings.

Packaging:

Delivered loose in PVC bags.

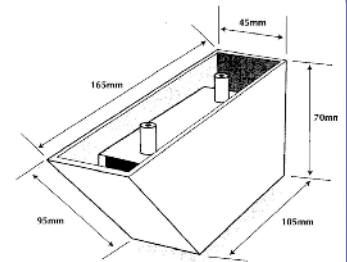
Available to order only.

Merchant Price

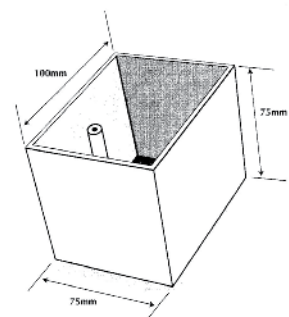
£17.05

Code	Dimensions	Description	Colour
CUR 8	L165 (105mm) x H70 (95mm) x W45mm	False Rafter Foot	White

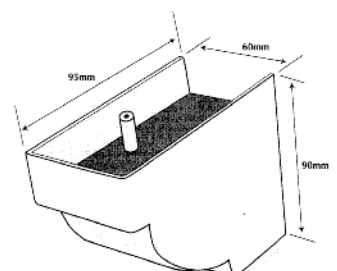
Measurements show maximum external dimensions.



Code	Dimensions	Description	Colour
CUR 20	L100 x H75 x W75mm	Eaves Dentil	White



Code	Dimensions	Description	Colour
CUR 43	L95 x H90 x W60mm	Convex Dentil	White



Note:

L = Length

H = Height

W = Width